



MONTHLY MEMBERSHIP PROGRESS REPORT

District 40 S

Results as of: 11/30/2017

GMT: WILLIAM PHILLIPI

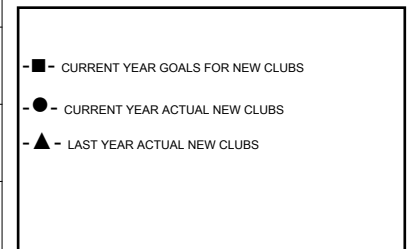
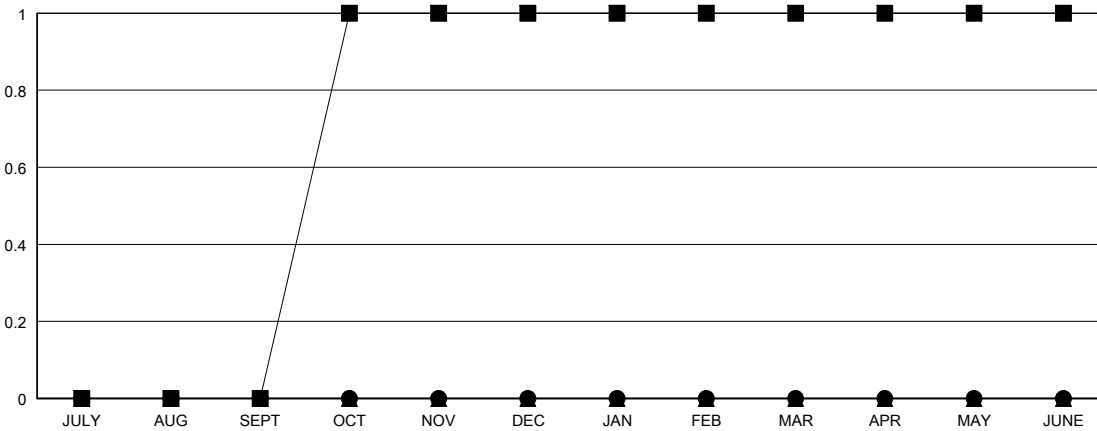
LOCATION NEW MEXICO

GMT CA

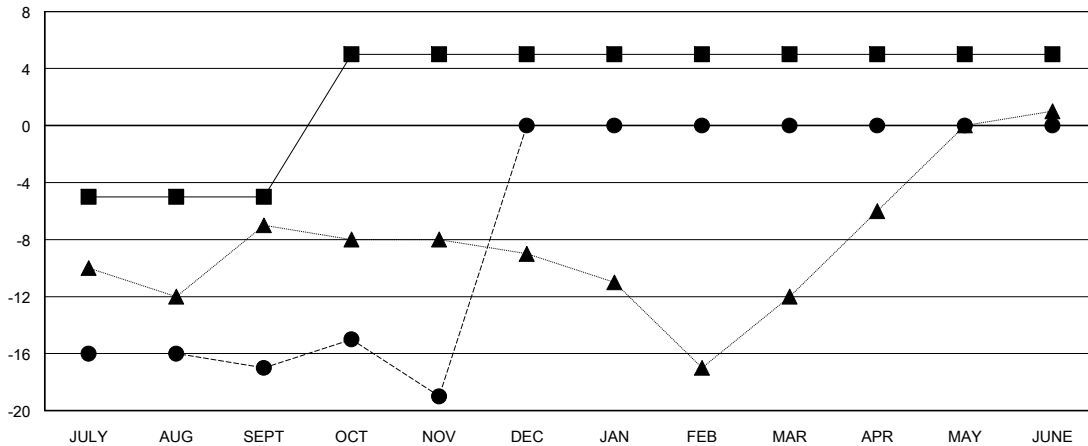
Clubs			
RESULTS FOR 2017-2018			
QUARTER	NEW CLUB GOAL	NEW CLUBS	DROPPED CLUBS
JULY/AUG/SEPT	0	0	0
OCT/NOV/DEC	1	0	0
JAN/FEB/MAR	0	0	0
APR/MAY/JUNE	0	0	0

Members			
RESULTS FOR 2017-2018			
QUARTER	MEMBER GROWTH NET GOAL	MEMBER GROWTH ACTUAL	DROPPED MEMBERS ACTUAL (including transfers)
JULY/AUG/SEPT	-5	12	29
OCT/NOV/DEC	10	3	5
JAN/FEB/MAR	0	0	0
APR/MAY/JUNE	0	0	0

GOALS AND ACTUAL NEW CLUBS CUMULATIVE



GOALS AND ACTUAL MEMBERS CUMULATIVE



DROPPED CLUBS: 0

10 CLUBS OF 29 ADDED 1 OR MORE NEW MEMBERS

GENDER DISTRIBUTION	
MALE	351 (65.24%)
FEMALE	187 (34.76%)
Women Percentage Fiscal Year Goal: 36%	

DROPPED MEMBERS	
DECEASED	4
CLUB CANCELLED	0
OTHER	30
TOTAL	34

[CLICK HERE FOR CUMULATIVE MEMBERSHIP DATA](#)

TOTAL FAMILY UNIT MEMBERS	105
FAMILY MEMBERS PAYING HALF DUES	55